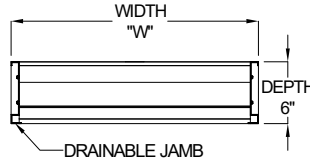
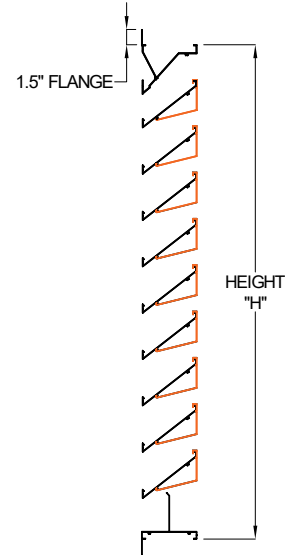
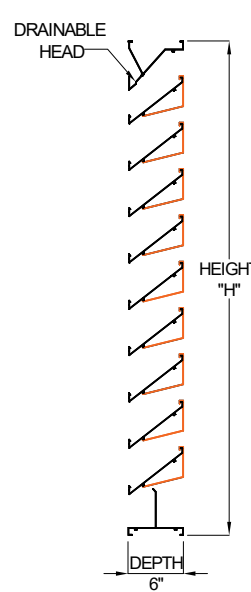
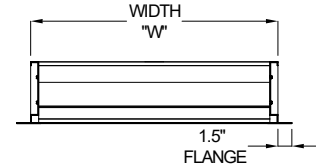




**MODEL: 2630**  
FRAME: CHANNEL FRAME  
DUCT MOUNT (DM)



**MODEL: 2635**  
FRAME: FLANGE FRAME  
FLANGE MOUNT (FM)



PERFORMANCE			
LOUVER UNIT SIZE	TOTAL AREA	FREE AREA	FREE AREA
48" x 48"	16 ft <sup>2</sup>	9.15 ft <sup>2</sup>	<b>57.2%</b>
(1219 x 1219 mm)	(1.49 m <sup>2</sup> )	(0.85 m <sup>2</sup> )	
BEGINNING POINT OF WATER PENETRATION AT 0.01 oz./ft <sup>2</sup> FREE AREA:			<b>1080 FPM</b>

STANDARD CONSTRUCTION	
<b>DEPTH:</b>	6" (152 mm)
<b>MATERIAL:</b>	EXTRUDED ALUMINUM - 6063-T5 ALLOY
<b>FRAME THICKNESS:</b>	0.095" (2.41 mm)
<b>BLADE THICKNESS:</b>	0.081" (2.06 mm)
<b>BLADE ANGLE:</b>	55°
<b>BLADE CENTRES:</b>	4.5" (114 mm)
<b>BIRDSCREEN:</b>	19 GA. GALVANIZED BIRDSCREEN - 1/2" x 1/2" OPENINGS
<b>FINISH:</b>	MILL

SIZE LIMITATIONS: SINGLE SECTION LOUVER		
	MINIMUM	MAXIMUM
<b>WIDTH</b>	10" (254 mm)	72" (1829 mm)
<b>HEIGHT</b>	10" (254 mm)	120" (3048 mm)
<b>AREA</b>	0.7 ft <sup>2</sup> (0.06 m <sup>2</sup> )	60 ft <sup>2</sup> (5.57 m <sup>2</sup> )

\*LOUVER WILL BE MANUFACTURED 1/4" (6.4 mm) SMALLER (SINGLE SECTION) AND 1/2" (12.7 mm) SMALLER (MULTIPLE SECTION) THAN GIVEN OPENING DIMENSIONS UNLESS OTHERWISE SPECIFIED

AVAILABLE ACCESSORIES		
<b>FINISH:</b>	<b>SCREENS:</b>	<b>BLANK-OFF PANELS (ALUMINUM):</b> VARIOUS GAUGES
<ul style="list-style-type: none"> <li>• BAKED ENAMEL FINISH</li> <li>• DURANAR FINISH</li> <li>• ANODIZED FINISH                             <ul style="list-style-type: none"> <li>○ CLEAR ANODIZED</li> <li>○ LIGHT BRONZE</li> <li>○ MEDIUM BRONZE</li> <li>○ DARK BRONZE</li> <li>○ BLACK ANODIZED</li> </ul> </li> <li>• EXTENDED SILLS</li> <li>• SECURITY BARS</li> <li>• FILTER RACKS</li> <li>• STAINLESS STEEL FASTENERS</li> <li>• HINGED ACCESS DOORS</li> <li>• ALL WELDED CONSTRUCTION</li> <li>• CUSTOM GEOMETRIC SHAPES</li> <li>• CONTINUOUS LINE CONSTRUCTION IS <u>NOT</u> RECOMMENDED*</li> </ul>	<ul style="list-style-type: none"> <li>• BIRDSCREEN                             <ul style="list-style-type: none"> <li>○ 1/2" x 1/2" INTER CRIMPED ALUMINUM</li> <li>○ ALUMINUM BIRDSCREEN WITH FRAME</li> </ul> </li> <li>• INSECT SCREEN                             <ul style="list-style-type: none"> <li>○ 18 x 14 MESH</li> </ul> </li> </ul>	<ul style="list-style-type: none"> <li>• NON-INSULATED BLANK-OFF PANELS</li> <li>• INSULATED BLANK-OFF PANELS                             <ul style="list-style-type: none"> <li>○ 1" (25.4 mm) INSULATION</li> <li>○ 2" (50.8 mm) INSULATION</li> </ul> </li> </ul>



**2630 / 2635**  
6" DEEP DRAINABLE LOUVER

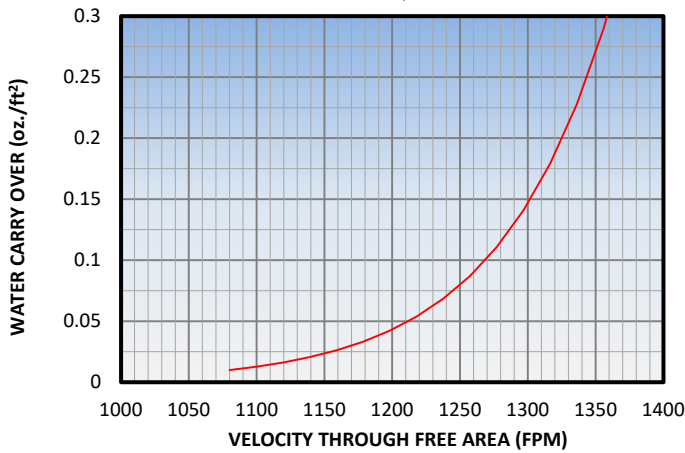
**FREE AREA (Sq. Ft.)**

**WIDTH (INCHES)**

HEIGHT (INCHES)	WIDTH (INCHES)																
	10	12	16	20	24	28	32	36	40	44	48	52	56	60	64	68	72
10	0.31	0.39	0.55	0.71	0.87	1.03	1.19	1.35	1.51	1.67	1.83	1.99	2.15	2.31	2.47	2.63	2.79
12	0.32	0.40	0.57	0.73	0.90	1.06	1.23	1.40	1.56	1.73	1.89	2.06	2.22	2.39	2.55	2.72	2.88
16	0.33	0.42	0.59	0.76	0.93	1.10	1.27	1.44	1.61	1.78	1.96	2.13	2.30	2.47	2.64	2.81	2.98
20	0.48	0.60	0.85	1.10	1.35	1.59	1.84	2.09	2.34	2.58	2.83	3.08	3.33	3.57	3.82	4.07	4.32
24	0.64	0.81	1.14	1.47	1.80	2.13	2.46	2.80	3.13	3.46	3.79	4.12	4.45	4.78	5.12	5.45	5.78
28	0.81	1.02	1.44	1.86	2.28	2.70	3.12	3.54	3.96	4.38	4.80	5.22	5.64	6.06	6.48	6.90	7.32
32	0.99	1.24	1.75	2.26	2.76	3.27	3.78	4.29	4.80	5.31	5.82	6.32	6.83	7.34	7.85	8.36	8.87
36	1.11	1.40	1.97	2.54	3.11	3.69	4.26	4.83	5.40	5.98	6.55	7.12	7.70	8.27	8.84	9.41	9.99
40	1.27	1.60	2.26	2.91	3.57	4.22	4.88	5.54	6.19	6.85	7.51	8.16	8.82	9.47	10.13	10.79	11.44
44	1.37	1.73	2.43	3.14	3.85	4.56	5.26	5.97	6.68	7.39	8.09	8.80	9.51	10.22	10.93	11.63	12.34
48	1.55	1.95	2.75	3.55	4.35	5.15	5.96	6.76	7.56	8.36	9.16	9.96	10.76	11.56	12.36	13.16	13.96
52	1.70	2.14	3.02	3.90	4.78	5.66	6.54	7.42	8.30	9.18	10.06	10.94	11.82	12.69	13.57	14.45	15.33
56	1.85	2.33	3.29	4.24	5.20	6.16	7.11	8.07	9.03	9.98	10.94	11.90	12.85	13.81	14.76	15.72	16.68
60	2.01	2.53	3.57	4.61	5.65	6.69	7.73	8.77	9.81	10.85	11.89	12.93	13.97	15.01	16.05	17.09	18.13
64	2.19	2.75	3.88	5.01	6.13	7.26	8.39	9.52	10.65	11.78	12.90	14.03	15.16	16.29	17.42	18.55	19.67
68	2.36	2.97	4.18	5.40	6.62	7.83	9.05	10.27	11.48	12.70	13.92	15.13	16.35	17.57	18.78	20.00	21.22
72	2.48	3.12	4.40	5.68	6.97	8.25	9.53	10.81	12.09	13.37	14.65	15.93	17.21	18.50	19.78	21.06	22.34
76	2.64	3.33	4.69	6.06	7.42	8.78	10.15	11.51	12.88	14.24	15.61	16.97	18.34	19.70	21.07	22.43	23.79
80	2.74	3.45	4.87	6.28	7.70	9.12	10.53	11.95	13.36	14.78	16.20	17.61	19.03	20.44	21.86	23.28	24.69
84	2.92	3.68	5.19	6.70	8.21	9.71	11.22	12.73	14.24	15.75	17.26	18.77	20.28	21.79	23.30	24.81	26.31
88	3.08	3.87	5.46	7.04	8.63	10.22	11.81	13.40	14.98	16.57	18.16	19.75	21.33	22.92	24.51	26.10	27.68
92	3.23	4.06	5.72	7.39	9.05	10.72	12.38	14.05	15.71	17.38	19.04	20.71	22.37	24.03	25.70	27.36	29.03
96	3.39	4.26	6.01	7.76	9.50	11.25	13.00	14.75	16.50	18.24	19.99	21.74	23.49	25.24	26.98	28.73	30.48
100	3.56	4.48	6.31	8.15	9.99	11.82	13.66	15.50	17.33	19.17	21.01	22.84	24.68	26.52	28.35	30.19	32.02
104	3.73	4.69	6.62	8.54	10.47	12.39	14.32	16.24	18.17	20.09	22.02	23.94	25.87	27.79	29.72	31.64	33.57
108	3.85	4.85	6.84	8.83	10.82	12.81	14.80	16.79	18.77	20.76	22.75	24.74	26.73	28.72	30.71	32.70	34.69
112	4.02	5.05	7.13	9.20	11.27	13.34	15.42	17.49	19.56	21.64	23.71	25.78	27.85	29.93	32.00	34.07	36.15
116	4.12	5.18	7.30	9.43	11.55	13.68	15.80	17.92	20.05	22.17	24.30	26.42	28.55	30.67	32.80	34.92	37.04
120	4.26	5.36	7.56	9.76	11.96	14.17	16.37	18.57	20.77	22.97	25.17	27.37	29.57	31.77	33.97	36.17	38.37

**WATER PENETRATION - 2630 / 2635**

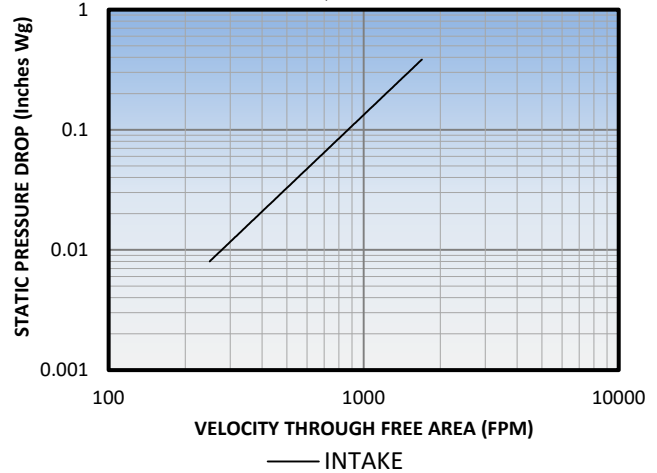
15 MINUTE DURATION, TEST SIZE 48" x 48"



BEGINNING POINT OF WATER PENETRATION AT 0.01 oz./ft² FREE AREA IS 1080 FPM

**PRESSURE DROP - 2630 / 2635**

FIGURE 5.5, TEST SIZE 48" x 48"



\*TEST RESULTS DO NOT INCLUDE THE EFFECTS OF BIRDSCREEN

**RECOMMENDED SPECIFICATION**

Furnish and install stationary louver models 2630 / 2635 as manufactured by Ventex Inc., Alliston, Ontario. Louvers must be licensed to bear the AMCA seal. Louvers shall be 6" (152 mm) deep. Blades shall be 0.081" (2.06 mm) extruded 6063-T5 aluminum alloy and frame shall be 0.095" (2.41 mm) extruded 6063-T5 aluminum alloy. Louvers shall have 19 gauge galvanized 1/2" x 1/2" birdscreen. All materials shall be factory finished after assembly with Polyester Power Coat in a color selected from the Ventex Color Chart.

**CERTIFIED RATINGS**

Ventex Inc. certifies that the models 2630 / 2635 shown here are licensed to bear the AMCA Seal. The ratings shown are based on tests and procedures performed in accordance with AMCA Publication 511 and comply with the requirements of the AMCA Certified Ratings Program. The Certified Ratings Seal applies to air performance and water penetration ratings.



Certification